


English

Quarter 1 – Module 5: Why Words Are Amazing?

*Identifying the Meanings of Unfamiliar Words Through
Structural Analysis
(Words and Affixes: Prefixes and Suffixes)*



English– Grade 4

Alternative Delivery Mode

Quarter 1 – Module 5: Why Words Are Amazing?

Identifying the Meanings of Unfamiliar Words Through Structural Analysis

(Words and Affixes: Prefixes and Suffixes)

First Edition, 2020

Republic Act 8293, section 176 states that: No copyright shall subsist in any work of the Government of the Philippines. However, prior approval of the government agency or office wherein the work is created shall be necessary for exploitation of such work for profit. Such agency or office may, among other things, impose as a condition the payment of royalties.

Borrowed materials (i.e., songs, stories, poems, pictures, photos, brand names, trademarks, etc.) included in this module are owned by their respective copyright holders. Every effort has been exerted to locate and seek permission to use these materials from their respective copyright owners. The publisher and authors do not represent nor claim ownership over them.

Published by the Department of Education

Secretary: Leonor Magtolis Briones

Undersecretary: Diosdado M. San Antonio

Development Team of the Module

Writers: Ruel B. Diaz

Syrelle France S. Paterter

Ma. Francia N. Bulacan

Lea E. Basquiñas

Editors: Joan L. Lagata

Mai Anne D. Rondola

Illustrator: Jerome Bonzo

Layout Artist: Brian Navarro

Management Team: Gilbert T. Sadsad

Francisco B. Bulalacao Jr.

Grace U. Rabelas

Ma. Leilani R. Lorico

Sancita B. Peñarubia

Edison Mallapre

Maritesa Orellana

Printed in the Philippines by _____

Department of Education – Region V

Office Address: Regional Center Site, Rawis, Legazpi City 4500

Contact Number: 0917 178 1288

E-mail Address: region5@deped.gov.ph

English

Quarter 1 – Module 5:

Why Words Are Amazing?

*Identifying the Meanings of Unfamiliar Words Through
Structural Analysis*

(Words and Affixes: Prefixes and Suffixes)

Introductory Message

For the facilitator:

Welcome to the **English 4** Alternative Delivery Mode (ADM) Module on **Identifying the Meanings of Unfamiliar Words Through Structural Analysis (Words and Affixes: Prefixes and Affixes)**.

This module was collaboratively designed, developed and reviewed by educators both from public and private institutions to assist you, the teacher or facilitator in helping the learners meet the standards set by the K to 12 Curriculum while overcoming their personal, social, and economic constraints in schooling.

This learning resource hopes to engage the learners into guided and independent learning activities at their own pace and time. Furthermore, this also aims to help learners acquire the needed 21st century skills while taking into consideration their needs and circumstances.

As a facilitator, you are expected to orient the learners on how to use this module. You also need to keep track of the learners' progress while allowing them to manage their own learning. Furthermore, you are expected to encourage and assist the learners as they do the tasks included in the module.

For the learner:

Welcome to the **English 4** Alternative Delivery Mode (ADM) Module on **Identifying the Meanings of Unfamiliar Words Through Structural Analysis (Words and Affixes: Prefixes and Affixes)**.

This module was designed to provide you with fun and meaningful opportunities for guided and independent learning at your own pace and time. You will be enabled to process the contents of the learning resource while being an active learner.

This module has the following parts and corresponding icons:



What I Need to Know

This will give you an idea of the skills or competencies you are expected to learn in the module.



What I Know

This part includes an activity that aims to check what you already know about the lesson to take. If you get all the answers correct (100%), you may decide to skip this module.



What's In

This is a brief drill or review to help you link the current lesson with the previous one.



What's New

In this portion, the new lesson will be introduced to you in various ways; a story, a song, a poem, a problem opener, an activity or a situation.



What is It

This section provides a brief discussion of the lesson. This aims to help you discover and understand new concepts and skills.



What's More

This comprises activities for independent practice to solidify your understanding and skills of the topic. You may check the answers to the exercises using the Answer Key at the end of the module.



What I Have Learned

This includes questions or blank sentence/paragraph to be filled out to process what you learned from the lesson.



What I Can Do

This section provides an activity which will help you transfer your new knowledge or skill into real life situations or concerns.



Assessment

This is a task which aims to evaluate your level of mastery in achieving the learning competency.



Additional Activities

In this portion, another activity will be given to you to enrich your knowledge or skill of the lesson learned.



Answer Key

This contains answers to all activities in the module.

At the end of this module you will also find:

References

This is a list of all sources used in developing this module.

The following are some reminders in using this module:

1. Use the module with care. Do not put unnecessary mark/s on any part of the module. Use a separate sheet of paper in answering the exercises.
2. Don't forget to answer *What I Know* before moving on to the other activities included in the module.
3. Read the instruction carefully before doing each task.
4. Observe honesty and integrity in doing the tasks and checking your answers.
5. Finish the task at hand before proceeding to the next.
6. Return this module to your teacher/facilitator once you are through with it.

If you encounter any difficulty in answering the tasks in this module, do not hesitate to consult your teacher or facilitator. Always bear in mind that you are not alone.

We hope that through this material, you will experience meaningful learning and gain deep understanding of the relevant competencies. You can do it!



What I Need to Know

Hi learner! I am Kuya Pat, your learning buddy in this module.



At the end of your journey, you'll be able to identify the meanings of unfamiliar words through structural analysis (words and affixes: prefixes and affixes).



What I Know



Before you start the new lesson, let us know if you already have an idea about it. Let's begin.

Direction: Match the word in column A to its meaning in column B. Write your answers on your answer sheet.

A

1. winner
2. painful
3. impatient
4. irrelevant
5. homeless

B

- a. not relevant
- b. without a home
- c. the one who wins
- d. full of pain
- e. not patient



Let's check your answers.

Were your answers like these **c, d, e, a, b**?

If not, this module is here to help you learn this new lesson.

Lesson

1

Identifying the Meanings of Unfamiliar Words Through Structural Analysis (Words and Affixes: Prefixes And Suffixes)

Words are amazing. There are thousands of words that confuse us. You can try to memorize words from the dictionary to enrich your vocabulary. But another alternative is to identify the meaning of words by analyzing its parts.

To analyze the part of a word means studying it. This module was prepared for you so that you will be able to give the meaning of words not only by using the dictionary, thesaurus, and online sources but also through considering the letters added before or after a word.

Have fun learning!



What's In

How are you learner? Can you still remember your past lesson? Let us have a quick review.



Direction: Read the paragraph below. Then answer the questions that follow. Write your answers on your answer sheet.

How are you going to find the meaning of an unfamiliar word in the dictionary? First, look at the first letter of the difficult word. Second, use the guide words found at the top part of the dictionary. Next, start looking for the specific unfamiliar word on the same page. Then, copy the meaning of the unfamiliar word and memorize if you want to. Lastly, repeat the previous steps every time you use a dictionary in getting the meaning of unfamiliar words.

1. What is the paragraph all about?
 - a. Steps in finding the meaning of unfamiliar words using a dictionary
 - b. Steps in pronouncing words using a dictionary
 - c. Steps in using a thesaurus
2. What type of text is the given paragraph?
 - a. Problem and Solution
 - b. Descriptive
 - c. Procedural or Sequence
3. What signal words were used to indicate steps or procedures in looking for words in a dictionary?
 - a. First, Second, Next, Then, and Lastly
 - b. First, Second, Third, Fourth, and Fifth
 - c. First, Next, Second, Then, and Lastly
4. What is a procedural or sequence type of text?
 - a. It provides steps or procedures on how to do a certain thing.
 - b. It provides solutions to a given problem.
 - c. It describes a certain thing.
5. Which of the following topics shows procedure or sequence?
 - a. My Favorite Colors
 - b. What is Pollution?
 - c. How to Wash Clothes



Done? Great!

Check your answers on page 19.

If you got **4-5**, you really mastered the lesson. It seems you are excited to learn a new one.

If you got **3 and below**, you can review it again. There is enough time for mastery. Here is a little help.

Some texts are presented in a structure that discusses problem and solution. These are called **problem and solution texts**.

Descriptive text is written to describe an object, person, place, event, or idea.

Another text type tells the procedure, directions, or steps on how to do something. It makes use of the signal words First, Next, Then, Finally.

This text type is called **procedural/sequence text**.



What's New

4pics 1word

What word describes the pictures below?



The **C**__**A**__**P**__**O**__

Easy? You must think of an answer before you can move to the next part of this module.

Did you get **champion**? You got it right!

Catriona Gray and Manny Pacquiao are few of the Filipinos who brought pride to our country. They are world-class champions.

Crossword Hunt


Complete the crossword puzzle below. Use their meanings for clues. Do this in your notebook.

Across:

1. displaying grace or beauty in action
4. someone who dances
5. showing or expressing passion in doing something

Down:

2. other term for the word winner
3. refers to ability, skill, or talent
6. a contestant who loses the contest or competition



To see the answers and check your work, go to page 19.

These words will help you understand well the story that you will read later.



It's Fun to Read



Think: Have you ever experienced being a champion, learner? From what competition? Can you share it with me? Let me ask you. What is the essence of being a real champion?

Let us find out in the story, "The Real Champion."

The Real Champion

Aya Shanelle is a graceful dancer. She loves to join events such as dancing competitions. There are times that she ends up being the loser of the event. But that didn't stop her from becoming more passionate about her craft. She continuously joins more exciting dance competitions. Win or lose, it didn't matter. What matter most are the lessons learned and friends gained in every contest. That is the true essence of being a real champion.

by: France Elle

I Am a WELL-DER (well-reader)

Let us see how well you understood the story.

1. Who is Aya Shanelle?
2. What is her talent?
3. Does she win all her dance competitions attended?
4. What attitude is shown by Aya Shanelle every time she loses?
5. If being champion does not mean always on top, then what is the essence of being a real one?

Don't forget to review your answers.
Let us find out if you got everything right.
Go to page 19 to check.





What is It

Read the following sentences. Study the underlined words.

1. Dream becomes impossible if you think that way.
2. Life makes us laugh, sometimes cry and that makes it colorful.

Let us pay attention to these words.

impossible

colorful

im + possible = impossible

color + ful = colorful

The words possible and color are **root words**.
They are also called **base words**.



Impossible and colorful are words formed when letters like **im-** and **-ful** are added. These letters are called **affixes**. Affixes can **change the meaning of a root word**.

Affixes have two types.

1. Prefix is composed of letters added before a root word.

Example:

im + possible = impossible

2. Suffix is composed of letters added after a root word.

Example:

color + ful = colorful



Let us discuss some of the common prefixes.

Prefix mis-

mis + behave = **mis**behave

mis + calculate = **mis**calculate

Misbehave means behave wrongly or behave badly. The new word means negative.

Miscalculate means wrong calculation. Also, the meaning becomes negative.



In short, prefix **mis-** means **wrong or badly**. Words with prefix **mis-** means **negative**.

Prefix im-

im + perfect = **im**perfect

im + mortal = **im**mortal

Imperfect means **not** perfect.
Immortal means **not** mortal.



Prefix **im-** means **not or opposite of**. It is only used for root words that begin with **b, m, and p**.

Prefix dis-

dis + like = **dis**like

dis + able = **dis**able

Dislike means **not** like.
Disable means **not** able.



Prefix **dis-** means **not or opposite of**. When used, new word formed means the opposite of the root word.

Remember that prefixes can change the meaning of a root word.

Now, it is your time to give words that have the prefixes mis-, im-, and dis-.

Let us explore some of the suffixes.

Suffix -ful

care + **ful** = careful

thank + **ful** = thankful

The word careful means **full** of care.
The word thankful means **full** of thanks.



Suffix **-ful** means **full of**.

Suffix -less

care + **less** = careless

hope + **less** = hopeless

Careless is the opposite of careful.
Careless means **without** care.

Hopeless means **without** hope.



Suffix **-less** means to be **without of**. It is the **opposite of suffix -ful**.

Suffix -er

dance + **er** = dancer

sing + **er** = singer

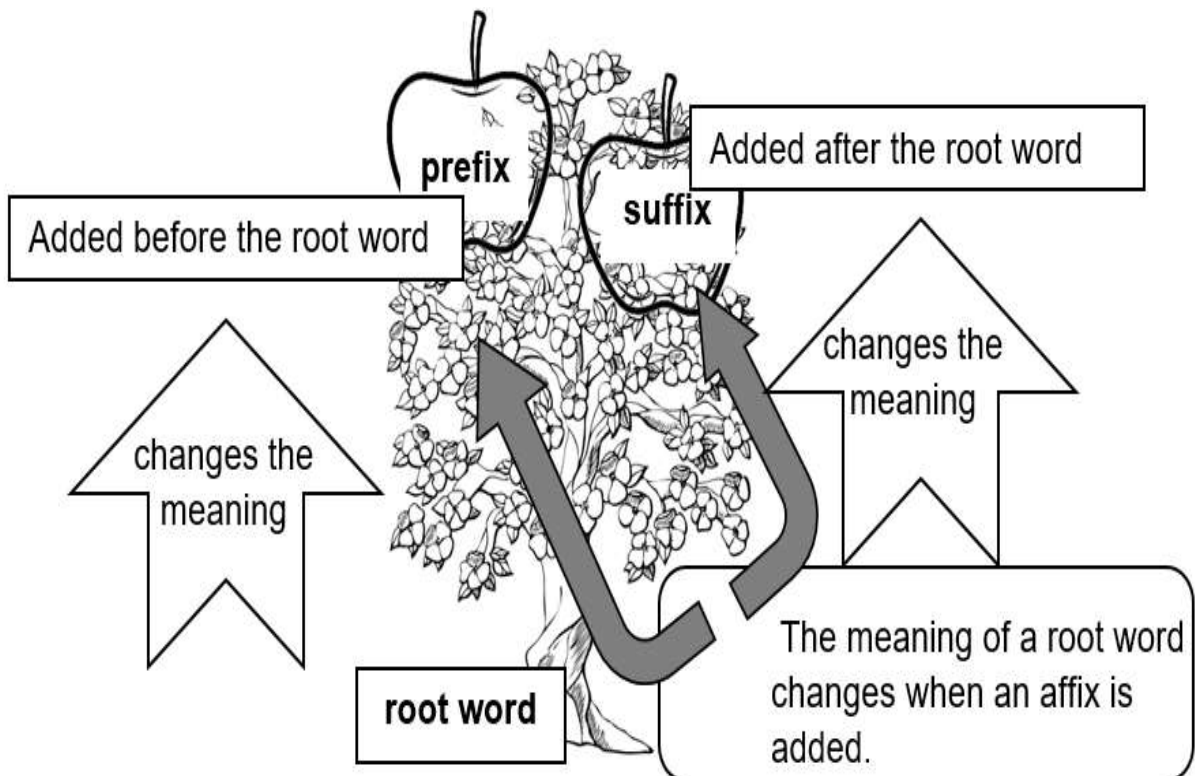
Someone who dances is called dancer.
Someone who sings is called singer.



Suffix **-er** is usually added to an action word to mean **someone or something that does the action**.

Remember that suffixes can change the meaning of a root word.
Can you give more words that have the suffixes -ful, -less, and -er?

To make everything clear, remember the tree below.



Is everything clear, learner?
Let us work on the activity below.

Direction: Tell if the underlined affix is a **prefix** or a **suffix**. Write the answers on your answer sheet.

1. painful
2. impolite
3. painless
4. mislead
5. swimmer
6. disappear
7. truthful
8. shameless
9. mindful
10. immobile

Check your answers using the key on page 19.

If you got **9-10**, incredible! You are ready for the next activity.

If you got **8 and below**, you did your best learner. Next time, aim higher.





What's More

How are you, learner? Are you still eager to learn? Great! Let's learn more!



A. You are Easy, Prefix

Direction: Complete the table below. Write the answers on your answer sheet. The first one is done for you.

Word	Root word	Prefix	Meaning
misspell	spell	mis	spell wrongly
1. miscount			
2. dishonest			
3. improper			
4. misinform			
5. discount			

B. I Got You, Suffix

Direction: Fill out the table with the information being asked. Write the answers on your answer sheet. The first one is done for you.

Word	Root word	Suffix	Meaning
wonderful	wonder	ful	full of wonder
6. tasteless			
7. player			
8. successful			
9. biker			
10. sleepless			

Hey learner.

Check your answers using the key on page 19.

If you got **9-10**, you are showing **perfection**. Go on for the next activity.

If you got **8 and below**, you are **good**. I believe you can do more. Persevere harder.





What I Have Learned

What have you learned in this module?

Let us find out.

Complete each sentence with the correct information. Choose your answers from the words listed in the knowledge box. Use a separate sheet of paper for your answers.



root word	prefix	change	not or opposite of
full of	-er	affixes	suffix
	not	without of something	wrongly or badly

1. A _____ is a word to which affixes are added.
2. _____ are added to a root word.
3. _____ is an affix added before a root word.
4. _____ is an affix added after a root word.
5. Affixes _____ the meaning of a root word.
6. The prefix mis- means _____.
7. The prefix im- means _____.
8. The prefix dis- means _____.
9. The suffix -ful means _____.
10. The suffix -less means _____.
11. The suffix in the word performer is _____.



These are the contents of this module, learner.

You can go back and review the lessons to make sure you remember everything before going to the next activity.



What I Can Do

Hi, learner! You are almost done with this module. I hope you are still excited to continue. Here is another challenging activity for you!



Word Detective

Look for the words in the search puzzle vertically, horizontally, and diagonally using the given meanings below. Use a separate sheet of paper for your answers.

Clue: All words are formed by adding prefixes and suffixes.

F	R	F	E	E	D	E	R	V	U	V	C	T	S	D
Z	T	D	I	S	C	O	U	R	A	G	E	W	Y	U
J	A	C	F	O	X	H	I	N	J	W	H	K	R	H
T	I	S	E	Y	L	V	E	V	Q	G	B	E	G	P
E	F	L	V	N	D	U	M	I	P	O	T	K	X	M
M	T	D	F	A	N	R	F	R	U	S	L	V	F	S
S	A	E	W	L	P	O	I	Y	E	V	S	Q	L	J
T	M	O	Q	A	Z	M	C	V	O	S	S	U	B	Y
E	W	F	W	K	G	K	R	S	E	J	S	I	D	P
C	M	I	S	R	E	A	D	L	I	R	E	P	V	M
G	H	R	Z	C	H	V	T	E	T	D	L	K	O	P
M	X	M	Q	V	Y	R	N	D	J	U	M	S	R	I
F	Z	Y	C	K	A	S	Q	Y	P	S	R	Y	L	J
G	S	P	F	E	D	T	L	U	F	R	A	E	T	B
U	Q	U	H	P	N	J	O	P	N	Y	H	B	W	E

1. not courage
2. the one that feeds
3. not connected
4. full of tears
5. the one who drives

6. without heart
7. the one that harvests
8. full of joy
9. without harm
10. read wrongly



Check your answers using the key on page 19.



Assessment

Hi learner. This is your final test.
Let us see if you can do it on your own now. Remember everything you learned. Good luck!



Direction: Give the meaning of the underlined words. Write the answers on your answer sheet.

- _____ 1. Mang Ambo is a tricycle driver.
- _____ 2. Rico was tearful when he saw his mother after 10 years.
- _____ 3. After finishing college, Jodi is still jobless.
- _____ 4. Jona got a low score in the test because she misread the instruction.
- _____ 5. It is impolite when you go home without doing “mano po” to the elders in your house.
- _____ 6. Jomer had a misfortune after the death of his parents.
- _____ 7. Students must present their I.D to avail discount.
- _____ 8. Fairies are immortal. They can live for a long time.
- _____ 9. Students should discontinue doing bad habits in school.
- _____ 10. Good friends never mislead each other in attaining the road to success.



Check your answers using the key on page 19.

If you got **9-10, you are outstanding**. I salute you learner. You can now take some rest and be ready for the next module.

If you got **8 and below, you can do better next time**. You need to go back again in the discussion and come back here when you are well-prepared. You can do it, learner. I will never get tired guiding you in this module.



Additional Activities



This is it, learner. Finally, you have reached the finish line. Congratulations! Before you leave this module, I will give you a special task that will require dedication for your improvement.

1. Make a list of five words each containing the prefixes im- mis- and dis-. Use them in sentences.
2. Make a list of five words each containing the suffixes -ful, -less, and -er. Use them in sentences.

Tip: You can ask help from your parents, brother, or sister.

Wait, last reminder: Never go to the next module without doing this activity. This is quite challenging but it will help you improve a lot.

The fruit you will reap will surely be the sweetest.





Answer Key

What's In

1. a
2. c
3. a
4. a
5. c

What's New

- Crossword Hunt
- Across
1. Passionate
 3. craft
 4. dancer
 - Down
 2. champion
 5. loser
 6. graceful

What is It

1. suffix
2. prefix
3. suffix
4. prefix
5. suffix
6. prefix
7. suffix
8. suffix
9. suffix
10. prefix

What's More

A. You Are Easy, Prefix

word	Root	prefix	meaning
1. miscount	count	mis-	wrongly
2. dishonest	honest	dis-	not
3. improper	proper	im-	not
4. misinform	inform	mis-	wrongly
5. discount	count	dis-	not

B. I Got You, Suffix

word	Root word	prefix	meaning
6. tasteless	Taste	-less	without taste
7. player	Play	-er	one who plays
8. successful	Success	-ful	full of success
9. biker	Bike	-er	one who bikes
10. sleepless	sleep	-less	without sleep

What I Can Do

1. discourage
2. feeder
3. disconnect
4. tearful
5. driver
6. heartless
7. harvester
8. joyful
9. harmless
10. misread

What I Have Learned

1. root word
2. affixes
3. prefix
4. suffix
5. change
6. wrongly or badly
7. not or opposite of
8. not
9. full of
10. without of
11. -er

Assessment

1. one who drives
2. full of tears
3. without a job
4. read wrongly or badly
5. not polite
6. bad or wrong fortune
7. not counted
8. not mortal
9. not continue
10. lead wrongly or badly

I Am a WELL-DER (well-reader)

1. Aya Shanelle is a graceful dancer.
2. The talent of Aya Shanelle is dancing.
3. No. She loses sometimes in a dance competition.
4. Aya Shanelle never stops joining dance contests even if she loses. This shows her perseverance and love for her craft which is dancing. Perseverance is not giving up doing what you love to do.
5. The true essence of being champion is accepting failure wholeheartedly, looking things in a positive way, valuing the lessons learned, and not surrendering or giving up in reaching your dreams.

References

Image Sources

1. SVG> metallic 3 event cup
<https://svgsilh.com/image/1614844.html>
2. Manny Pacquiao
https://www.google.com/search?q=manny+pacquai+black+an+white&tbm=isch&ved=2ahUKEwja2ISkpsvpAhVE4pQKHcarA_cQ2-cCegQIABAA&oq=manny+pacquai+black+an+white&gs_lcp=CgNpbWcQAzoGCAAQChAYUMUKWLcsYJoyaAFwAHgAgAHcAYgBhhGSAQYwLjE1LjGYAQCgAQGqAQtn3Mtd2l6LWltZw&sclient=img&ei=P8fJXpo9xMTTBMBXjrgP&bih=781&biw=1686&tbs=sur%3Afc&hl=en#imgsrc=0h7JBxrbGRO_UM
3. Catriona Gray 2019 Stamp of the Philippines
https://en.wikipedia.org/wiki/File:Catriona_Gray_2019_stamp_of_the_Philippines_edit.jpg
4. Flowering Tree vector Image
<https://publicdomainvectors.org/en/free-clipart/Flowering-tree-vector-image/1944.html>

For inquiries or feedback, please write or call:

Department of Education - Bureau of Learning Resources (DepEd-BLR)

Ground Floor, Bonifacio Bldg., DepEd Complex
Meralco Avenue, Pasig City, Philippines 1600

Telefax: (632) 8634-1072; 8634-1054; 8631-4985

Email Address: blr.lrqad@deped.gov.ph * blr.lrp@deped.gov.ph