

English

Quarter 1 - Module 24: Week 8: Diphthongs Oy, Ow, Oi



English – Grade 4
Alternative Delivery Mode
Quarter 1 – Week 8 - Module 24: Diphthongs oy, oi, ow
First Edition, 2020

Republic Act 8293, section 176 states that: No copyright shall subsist in any work of the Government of the Philippines. However, prior approval of the government agency or office wherein the work is created shall be necessary for exploitation of such work for profit. Such agency or office may, among other things, impose as a condition the payment of royalties.

Borrowed materials (i.e., stories, songs, poems, pictures, photos, brand names, trademarks, etc.) included in this book are owned by their respective copyright holders. Every effort has been exerted to locate and seek permission to use these materials from their respective copyright owners. The publisher and authors do not represent nor claim ownership over them.

Published by the Department of Education – Division of Valencia City
Schools Division Superintendent: Rebonfamil R. Baguio

Development Team of the Module	
Authors:	Jules John F. Lapitan Ligaya T. Pasi Novelyn P. Salvan Cindy Z. Tadeo
Editor:	John Wronel O. Esto
Reviewers:	Ernesto B. Facun, Jr. Maria Lourdes L. Ruba Edezar C. Tagadiad
Illustrator:	Karen Ivy D. Villegas
Layout Artist:	John Rimmon I. Taquiso
Management Team:	
Chairperson:	Rebonfamil R. Baguio <i>Schools Division Superintendent</i>
Co-Chairperson:	Eugene I. Macahis, Jr. Asst. Schools Division Superintendent
Members:	Jayvy C. Vegafria, CID Chief ES Wilfredo P. Miasco, Jr., EPS – English Analisa C. Unabia, EPS – LRMS Joan Sirica V. Camposo, Librarian II Israel C. Adrigado, PDO II

Printed in the Philippines by:
Department of Education - Division of Valencia City
Office Address: Lapu-lapu Street, Poblacion, Valencia City 8709
Telefax: (088) 828-4615
Website: deped-valencia.org

English

Quarter 1 - Module 24:

Week 8: Diphthongs Oy, Ow, Oi

This instructional material was collaboratively developed and reviewed by educators from public schools. We encourage teachers and other education stakeholders to email their feedback, comments, and recommendations to the Department of Education at region10@deped.gov.ph.

We value your feedback and recommendations.

(This page is intentionally blank)

What This Module is About

Hello, learner!

It's time to learn new insights with the help of this module. This module is especially made for you.

This material is self-instructional. The activities are designed for you to work independently at the convenience of your homes.

With this module, you will learn about Diphthongs oy, ow, oi.

Have an enjoyable learning experience!

Notes to the Teacher

Make sure to check your learner's progress in this module. Do a follow up when you meet face-to-face





What I Need to Know

Hi learner! Reading stories and other literary texts is a great way to widen your vocabulary and improve your imagination. In this module you will be able to learn and read more.

Remember that after finishing this module, you are expected to;


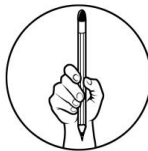








1. Read with accuracy words, phrases, poems, and stories with diphthongs;
2. Identify diphthongs; and
3. Use diphthongs in a sentence.

How to Learn from this Module

For you to achieve the objectives cited above, you are to do the following:

- Take your time reading the lessons carefully.
- Follow the directions and/or instructions in the activities and exercises diligently.
- Answer all the given tests and exercises.

Icons of this Module

	What I Need to Know	This part contains learning objectives that are set for you to learn as you go along the module.
	What I Know	This is an assessment as to your level of knowledge to the subject matter at hand, meant specifically to gauge prior related knowledge.
	What's In	This part connects previous lessons with that of what you are going to learn.
	What's New	An introduction of the new lesson through various activities, before it will be presented to you.
	What is It	These are discussions of the activities as a way to deepen your discovery and understanding of the concept.
	What's More	These are follow-up activities that are intended for you to practice further in order to master the competencies.
	What I Have Learned	Activities designed to process what you have learned from the lesson
	What I Can Do	These are tasks designed to showcase your skills and knowledge gained, and applied into real-life concerns and situations.
	Post Assessment	This assessment evaluates your level of mastery in achieving the learning objectives.
	More Activities	These are additional activities designed to increase the level of your skills and knowledge.



What I Know

Underline the diphthongs in each of the sentences below.

1. Roy, the young boy has a new toy car.
2. Show your smile to everyone.
3. Poy told his friends that he has seen a long row of trees.
4. Now you can make a choice to join our club.
5. Plants grow well in fertile soil.

Lesson

1

DIPHTHONGS OY, OW, OI

Module 24 focuses on diphthongs. Diphthong is a vowel sound that begins with the sound of one vowel and ends with the sound of another vowel as in /oy/, /ow/, /oi/.



What's In

Circle the letters that make the oy, ow, oi sounds in the words below and fill in the blanks with those letters.

ch__ce

sh__

enj__

kn__

v__ce

o

ow

ou

ow

oy

a

oo

oy

oi

o

oi

oa

ow

a

oi



What's New

Read the short story below. Underline the words with oy, ow, and oi sound.

Pol Putol is a big boy. He is one of the three brats. Instead of playing with toys, he destroys things around him. He cuts trees in a row.

He does not know about taking care of the environment. He does not show concern for it.

One day, he learned a big lesson. He started to change his ways. He no longer spoils other people's days. People smile at his ways. He now enjoys being with people. He has learned to help Mother Earth grow trees.



What is It

Think!

A **diphthong** is a vowel sound that begins with the sound of one vowel and ends with the sound of another vowel as in /oy/, /ow/, /oi/.



What's More

Find and encircle the words with OW, OY, and OI sound. The words could be horizontal or vertical.

D	O	B	H	Y	O	Y	N	N	J	Y	S
E	O	A	S	B	Y	Y	H	D	O	O	O
C	N	T	H	W	B	N	Y	O	C	Y	Y
O	N	O	A	Y	O	O	O	T	O	A	J
Y	B	A	J	C	O	W	B	O	Y	S	B
T	Y	C	O	O	Y	O	O	Y	Y	O	O
N	A	H	O	Y	B	O	Y	N	O	Y	Y
Y	O	O	E	O	S	B	C	N	O	T	B
Y	O	N	Y	J	Y	E	O	Y	Y	J	N
C	O	N	C	Y	O	B	A	Y	B	A	H
S	A	A	N	N	O	Y	N	C	R	O	W
J	O	I	N	B	Y	Y	J	Y	C	Y	W

BOY JOY JOIN ANNOY AHOY GROW DECOY SOY



What I Have Learned

What is a diphthong?



What I Can Do

A. Underline the word with diphthongs **oy**, **ow**, and **oi**.

1. soil	trail	cane	pray
2. brew	toy	brain	feed
3. reef	ring	throw	draw
4. key	boil	raw	pain
5. play	chat	game	enjoy

B. Choose two (2) words with diphthongs from your answer in 'What Can I Do, Activity A' and use them in sentences.

1. _____
2. _____



Post Assessment

Direction: Underline the diphthongs in each of the sentences.

1. Joshua has a new toy car.
2. Show your talent to everyone.
3. He has seen a long row of trees.
4. Now you can make a choice to fight for what's right.
5. Please grow well and healthy.

Notes to the Teacher

During your face-to-face session, kindly let the pupil read the following sentences in Post Assessment. Check whether they can read correctly words with diphthongs. Points should be given.





Additional Activities

Direction: Make a sentence using the diphthongs below.

1. Noise

2. Boil

3. Show

4. Destroy

5. Clown



Answer Key

What I know	1. Roy, the young boy has a new toy car.	2. Show your smile to everyone.	3. Roy told his friends that he has seen a long row of trees.	4. Now you can make a choice to join our club.	5. Plants grow well in fertile soil.
What's in	1.oi	2.ow	3.oy	4.ow	5.oi
What I can do	1. soil	2. toy	3. throw	4. boil	5. enjoy
Post Assessment	1. Joshua has a new toy car.	2. Show your talent to everyone.	3. He has seen a long row of trees.	4. Now you can make a choice to fight for what's right.	5. Please grow well and healthy.

Reference:

Balajadia J., et al (1999) Fun in English Language 4 JGM & S Corporation

Ganchorre, V.S. P. & E. M. Santiago (2009) Developing My English Power (Revised Edition 2009) Books on Wheels Enterprises.

Miranda, B. N. (2008) English For You and Me Textbook (Revised Edition, 2011) Book Wise Publishing House, Inc.

[Rabelas, Grace U., et. al. \(2015\). English Learner's Material. Department of Education Republic of the Philippines.](#)

For inquiries and feedback, please write or call:

Department of Education – Division of Valencia City

Lapu - Lapu Street, Poblacion, Valencia City 8709

Telefax: (088) 828 - 4615