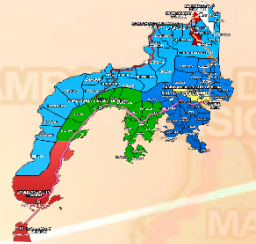


JANUARY	<i>Makugihon</i>
FEBRUARY	<i>Mahigugmaon</i>
MARCH	<i>Matinabangon</i>
APRIL	<i>Matinahuron</i>
MAY	<i>Mahapsay og Matimpyo</i>
JUNE	<i>Maabtik og Musunod sa Ihsaklong Oras</i>
JULY	<i>Maantigo og Maabilidad</i>
AUGUST	<i>Maginhuhunuan para sa Uban</i>
SEPTEMBER	<i>Madaginton</i>
OCTOBER	<i>Matinud-anon</i>
NOVEMBER	<i>Masaligan</i>
DECEMBER	<i>Maalampon</i>



Republic of the Philippines
Department of Education
Regional Office IX, Zamboanga Peninsula



Zest for **P**rogress
Zeal of **P**artnership

English

Quarter 3 – Module 6: Compare and Contrast Information Heard



Name of Learner: _____

Grade & Section: _____

Name of School: _____

English – Grade 3

Alternative Delivery Mode

Quarter 3 – Module 6: Compare and Contrast Information Heard

Republic Act 8293, section 176 states that: No copyright shall subsist in any work of the Government of the Philippines. However, prior approval of the government agency or office wherein the work is created shall be necessary for the exploitation of such work for a profit. Such agency or office may, among other things, impose as a condition the payment of royalties.

Borrowed materials (i.e., songs, stories, poems, pictures, photos, brand names, trademarks, etc.) included in this module are owned by their respective copyright holders. Every effort has been exerted to locate and seek permission to use these materials from their respective copyright owners. The publisher and authors do not represent nor claim ownership over them.

Published by the Department of Education

Secretary: Leonor Magtolis Briones

Undersecretary: Diosdado M. San Antonio

Development Team of the Module

Writer: Cherry Ann J. Gaid

Editors: Christopher C. Kingco

Rebecca F. Fausto

Aljanna S. Saral-Hairun

Reviewer: Valeriafides G. Corteza, PhD

Illustrator: Kathlene Joy S. Selanoba

Layout Artists: Gulam-Hasan C. Hairun

Aljanna S. Saral-Hairun

Management Team:

Roy C. Tuballa, EMD,JD,CESO VI

Jay S. Montealto, CESO VI

Norma T. Francisco, DM

Mildred D. Dayao, EdD

Valeriafides G. Corteza, PhD

Aida Coyme, EdD

Printed in the Philippines

Department of Education Region IX – Zamboanga Peninsula

Office Address: Pres. Corazon C. Aquino Regional Government
Center, Balintawak, Pagadian City,
Zamboanga del Sur Province 7016

Telefax: (062) 215-3753, 215-3751, 991-1907, 215-3789

E-mail Address: region9@deped.gov.ph



What I Need to Know

The ability to compare and contrast is one of the first higher-order reading comprehension skills learners are introduced to. Without the ability to group things effectively in terms of their similarities and differences, much of what we consider as “learning” would be impossible.

This module is made for you to gain more knowledge by comparing and contrasting and understanding how to organize information and think more clearly on the information heard.

After going through this module, you are expected to:

- a. define compare and contrast;
- b. identify the statement as a comparison or contrast;
- c. compare and contrast information heard; and
- d. compare and contrast using Venn diagram.



What I Know

Directions: Choose the letter of the best answer. Write your answer on a separate sheet of paper.

1. When you compare and contrast, you only tell how things are alike.
a. True False c. Maybe d. All of the Above
2. When you read, look for clue words that signal comparisons and contrasts, such as like, both, different, and however.
a. True False c. Maybe d. All of the Above
3. If you look at one guava and one mango and describe how they are similar and different, you compare and contrast.
a. True False c. Maybe d. All of the Above
4. What does it mean to compare?
a. To tell how something caused something else to happen.
b. To tell how something is the same or different.
c. To tell how something is the same, similar, or alike.
d. To tell something is unlike or different/

Lesson

1

COMPARE AND CONTRAST INFORMATION HEARD

Compare refers to the process of identifying the similarities between two things.

Contrast refers to identifying only the differences between two things.



What's In

Directions: Read and understand the short selection. Then, answer the questions that follow. Write your answer on a separate sheet.

Ducks and Chickens

Ducks and chickens are both birds, but only birds can fly. They both live on farm and give us eggs. Duck eggs are big and chicken eggs are small.

Answer the following questions:

1. Where do ducks and chickens live?
 - a. They both live in the forest.
 - b. They both live on the farm.
 - c. They both live in the sea.
2. In what family do ducks and chickens belong?
 - a. They both belong to the bird family.
 - b. They are both amphibians.
 - c. They are both mammals.
3. What is the difference between the eggs of ducks and chickens?
 - a. They both give us big eggs.
 - b. Duck eggs are small, and chicken eggs are big.
 - c. Duck eggs are big, and chicken eggs are small.

Look at these sentences:

- Ducks and chickens are both birds.
- They both live on a farm and give us eggs.

Notice that these sentences compare the ducks and chickens; they tell us the similarities between the ducks and the chickens. And they use the signal words both.

Look at these sentences:

- But only birds can fly.
- Duck eggs are big, and chicken eggs are small.

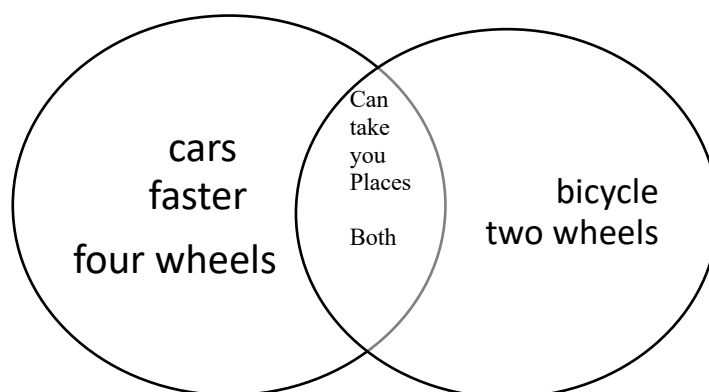
These sentences give contrast between the ducks and chickens and tell us the differences between ducks and chickens.

We use the **Venn diagram** to compare and contrast two objects, events, people, or concepts. Draw two large circles and give each circle a title, reflecting each object, trait, or person you are comparing.

Inside the intersection of the two circles (overlapping area), write all the traits that the objects have in common. You will refer to these traits when you *compare* similar characteristics.

In the areas outside the overlapping section, you will write all of the traits that are specific to that particular object or person.

Here is an example of a Venn Diagram to Compare and Contrast Cars and Bicycles.



What's New

Directions: Read and understand the short selection. Use the red crayon to color the sentences that compare, and the yellow crayon to color the sentences that contrast. Write your answer on a separate sheet.

Cars and Bicycle

Cars and bicycles can take you places. A car is faster than a bicycle. Both have wheels, but a car has 4 wheels, while a bicycle has two wheels.



What's More

Activity 1- DRAW ME

Directions: Draw a ☺ face if the sentence is comparing and ☹ face if the sentence is contrasting. Write your answer on a separate sheet.

- _____ 1. A pencil uses lead while a marker uses ink.
- _____ 2. The pencil and marker can be used to write.
- _____ 3. The pencil writes in gray, but a marker can write in many colors.
- _____ 4. The pencil and marker are both long.
- _____ 5. A marker has a cap, but a pencil does not.

Activity 2 – COLOR ME

Directions: Read and understand the short selection. Use the RED crayon to color the sentences that compare, and BLUE crayon to color the sentences that contrast. Write your answer on a separate sheet.

Frogs and Toads

Frogs and Toads both have long legs and big eyes. Like frogs, toads can live both on land and water. Frogs have smooth skin but toads have rough skin.



What I Have Learned

When you **compare** something, you are telling how they are similar or alike.

When you **contrast**, you are telling how they are different.

Key Words

COMPARE

Both	Just like
Alike	Also
Similar	Too

CONTRAST

different	unlike
but	on the other hand
however	in contrast

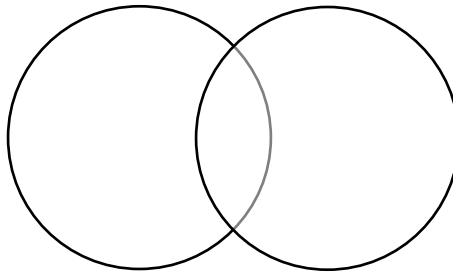
The same As well as while although



What I Can Do

Directions: Let's see how much you have learned today! Compare and contrast Bunny and Mouse by using the phrases below. Write the correct phrase inside the Venn diagram that corresponds to their characteristics. Answer on a separate sheet.

Bunny Both Mouse

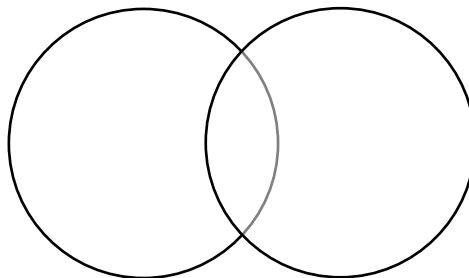


long ears	short puffy tail	hops
long thin tail	walks	big ears
whiskers	round ears	scurries



Assessment

Directions: Using the Venn diagram, compare and contrast the two pictures below. Answer on a separate sheet.





Answer Key

What I Can Do
Refer to the picture

What's More
Activity 1

1. ☹️
2. ☹️
3. ☹️
4. ☹️
5. ☹️

What In

1. B
2. A
3. C

What I Know

1. b
2. a
3. a
4. c

What's More
Activity 2

Frogs and toads both have long legs and big eyes.

Like frogs, toads can live both on land and water.

Frogs have smooth skin but toads have rough skin.

Assessment
Answers may vary

References

Mil Flores Ponciano et al., Let's Get Better in English-Grade 3 Teacher's Guide, Pasig: Rex Bookstore, Inc., 2015.

Development Team	
Writer:	Cherry Ann J. Gaid
Editors:	Christopher C. Kingco Rebecca F. Fausto Aljanna S. Saral-Hairun
Reviewer:	Valeriafides G. Corteza, PhD
Illustrator:	Kathleen Joy S. Selanoba
Layout Artists:	Gulam-Hasan C. Hairun Aljanna S. Saral-Hairun
Management Team:	Roy C. Tuballa, EMD,JD,CESO VI Jay S. Montealto, CESO VI Norma T. Francisco, DM Mildred D. Dayao, EdD Valeriafides G. Corteza, PhD Aida Coyme, EdD